



2013  
Budget  
Presentation



# Budget Process

- ✓ Budget workpapers to departments – May
- ✓ City Council review of budget – Aug
- ✓ Adopt preliminary levy – Sep 10
- ✓ Budget review – Sep thru Nov
- ☑ Public Hearing – Nov 26
- ☐ Tax Levy & Budget Adoption – Dec 10

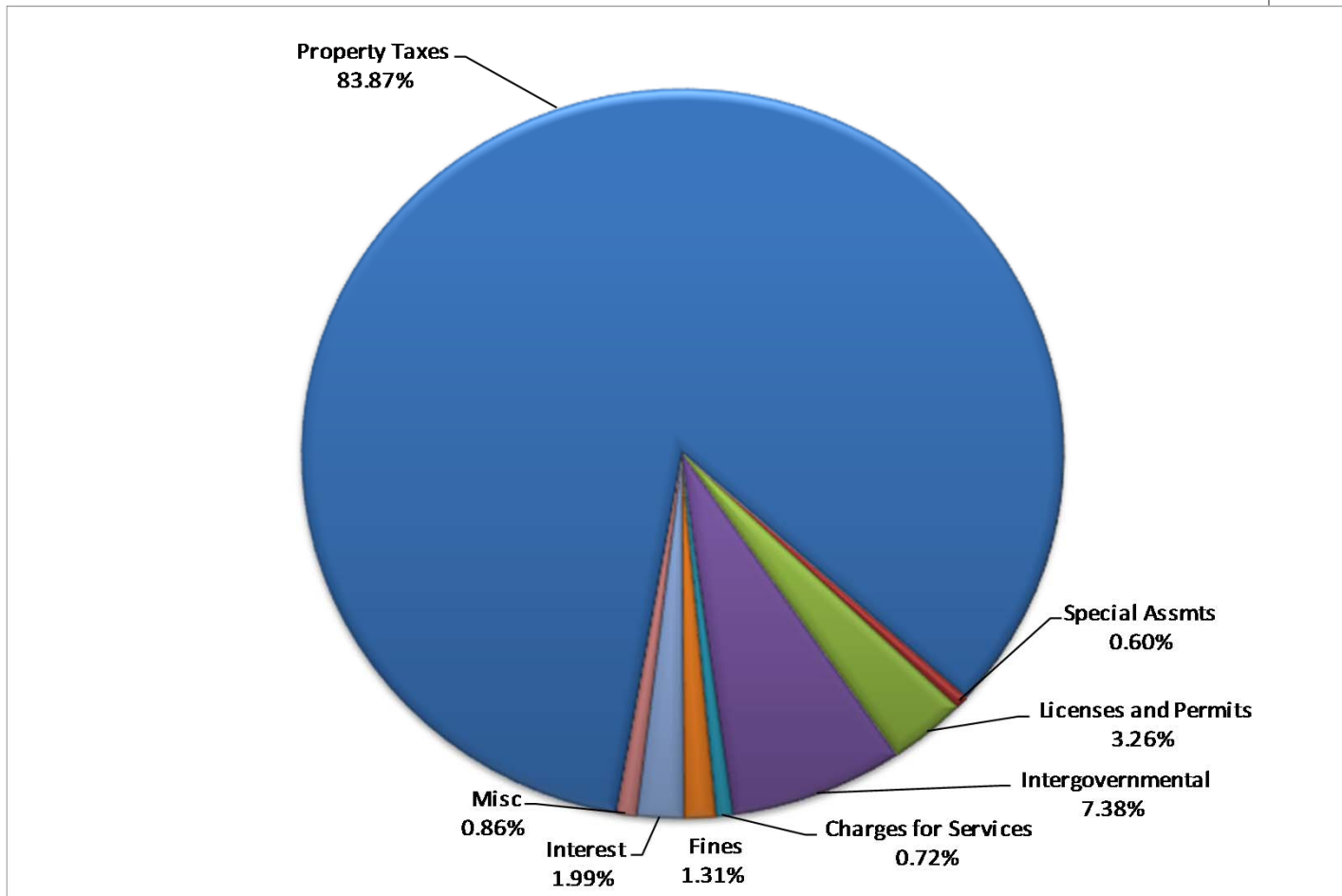


# 2013 Levy

	2012 Levy	Preliminary 2013 Levy	Final 2013 Levy	Change	
				2012 to 2013	
				\$	%
<u>Levy</u>					
General Fund	\$ 2,320,404	\$ 2,183,364	\$ 2,107,256	\$ (213,148)	-9.19%
Economic Development Authority	13,519	13,519	13,519	-	0.00%
Debt Service					
2007A GO Improvement	59,435	57,687	57,687	(1,748)	-2.94%
2007B GO Tax Increment	143,549	155,492	155,492	11,943	8.32%
<b>Total Levy</b>	<b>\$ 2,536,907</b>	<b>\$ 2,410,062</b>	<b>\$ 2,333,954</b>	<b>\$ (202,953)</b>	<b>-8.00%</b>



# 2013 Revenue Budget



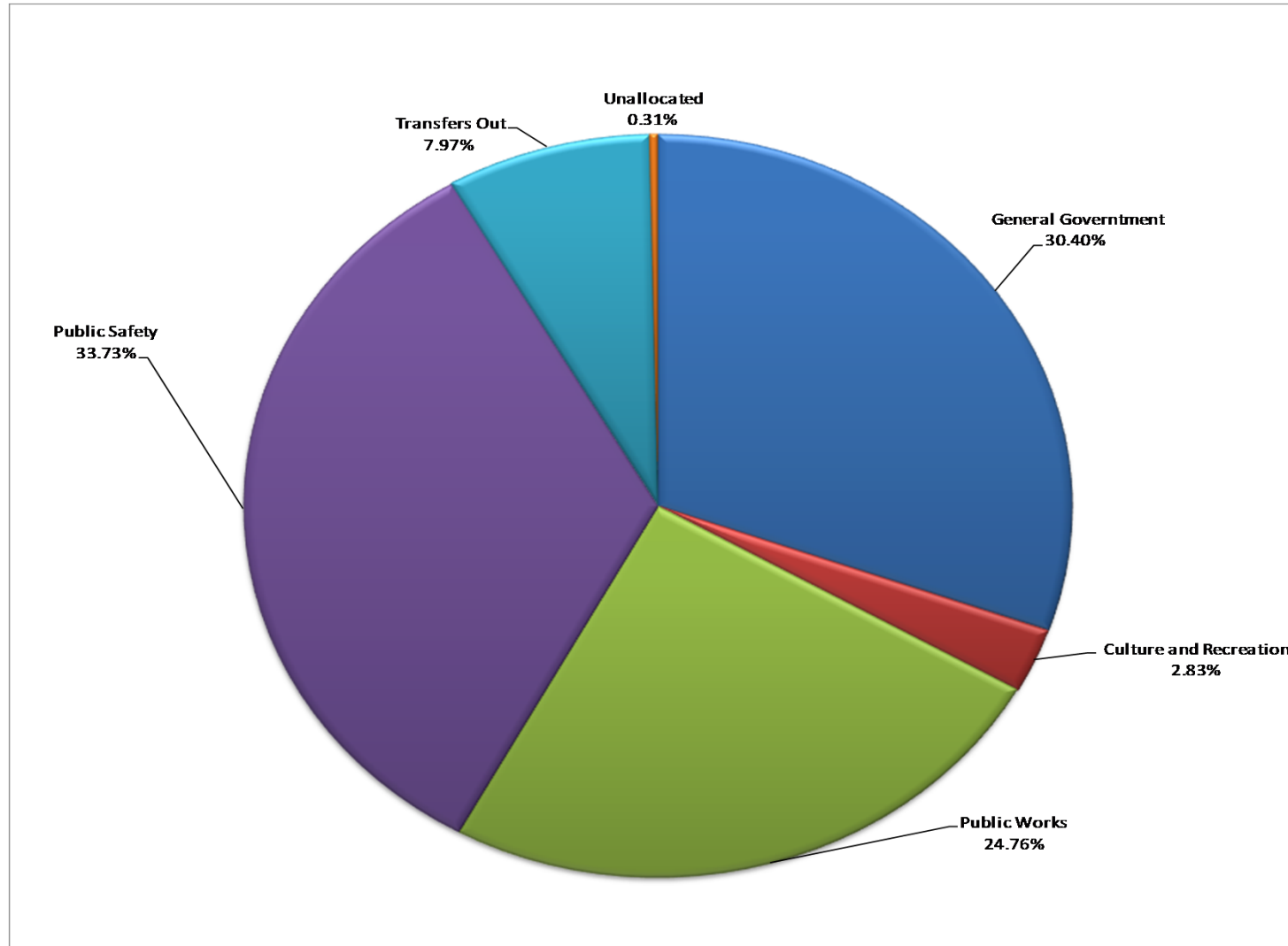


# 2013 General Fund Revenue Budget

	Budget		Budget Change	
	2012	2013	2012 to 2013	
			\$	%
<b>General Fund Revenues</b>				
Property Tax	\$ 2,320,404	\$ 2,107,256	(\$213,148)	-9.19%
Special assessments	17,600	15,000	(2,600)	-14.77%
License And Permits	77,635	82,000	4,365	5.62%
Intergovernmental	172,413	185,413	13,000	7.54%
Charges For Services	16,640	18,050	1,410	8.47%
Fines And Forfeitures	25,100	33,000	7,900	31.47%
Interest Income	75,000	50,000	(25,000)	-33.33%
Miscellaneous Income	35,543	21,705	(13,838)	-38.93%
Sale of fixed assets	39,000	-	(39,000)	-100.00%
Operating Transfers In	9,740	-	(9,740)	-100.00%
<b>Total Revenues and Fund Balance Distribution</b>	<b>\$ 2,789,075</b>	<b>\$ 2,512,424</b>	<b>(\$276,651)</b>	<b>-9.92%</b>



# 2013 Expenditures Budget





# 2013 General Fund Expenditure Budget

	Budget		Budget Change	
	Budget	Budget	2012 to 2013	
	2012	2013	\$	%
<b>General Fund Expenditures</b>				
General Government	\$ 818,944	\$ 762,628	(\$56,316)	-6.88%
Culture and recreation	66,904	70,926	4,022	6.01%
Public Works	571,554	621,077	49,523	8.66%
Public Safety	862,809	846,226	(16,583)	-1.92%
Operating Transfers Out	400,000	200,000	(200,000)	-50.00%
Unallocated	55,674	7,792	(47,882)	-86.00%
<b>Total Expenditures and Fund Balance Contribution</b>	<b>\$ 2,789,075</b>	<b>\$ 2,512,424</b>	<b>(\$276,651)</b>	<b>-9.92%</b>



## Historical Property Tax Rate

	Rate	Change
2005 City Tax Rate	34.177	
2006 City Tax Rate	30.706	-10.16%
2007 City Tax Rate	28.123	-8.41%
2008 City Tax Rate	27.406	-2.55%
2009 City Tax Rate	31.187	13.80%
2010 City Tax Rate	33.013	5.86%
2011 City Tax Rate	36.328	10.04%
2012 City Tax Rate	33.464	-7.88%
2013 City Tax Rate - Estimated	32.591	-2.61%





# City Property Tax

## **Average Home Taxable Market Value**

**2012 - \$190,300**

**2013 - \$183,300**

*Decrease in Average Home value of \$7,000 (3.7% decrease)*

*Estimated based on City Total Taxable Value Decrease*

## **Property Tax**

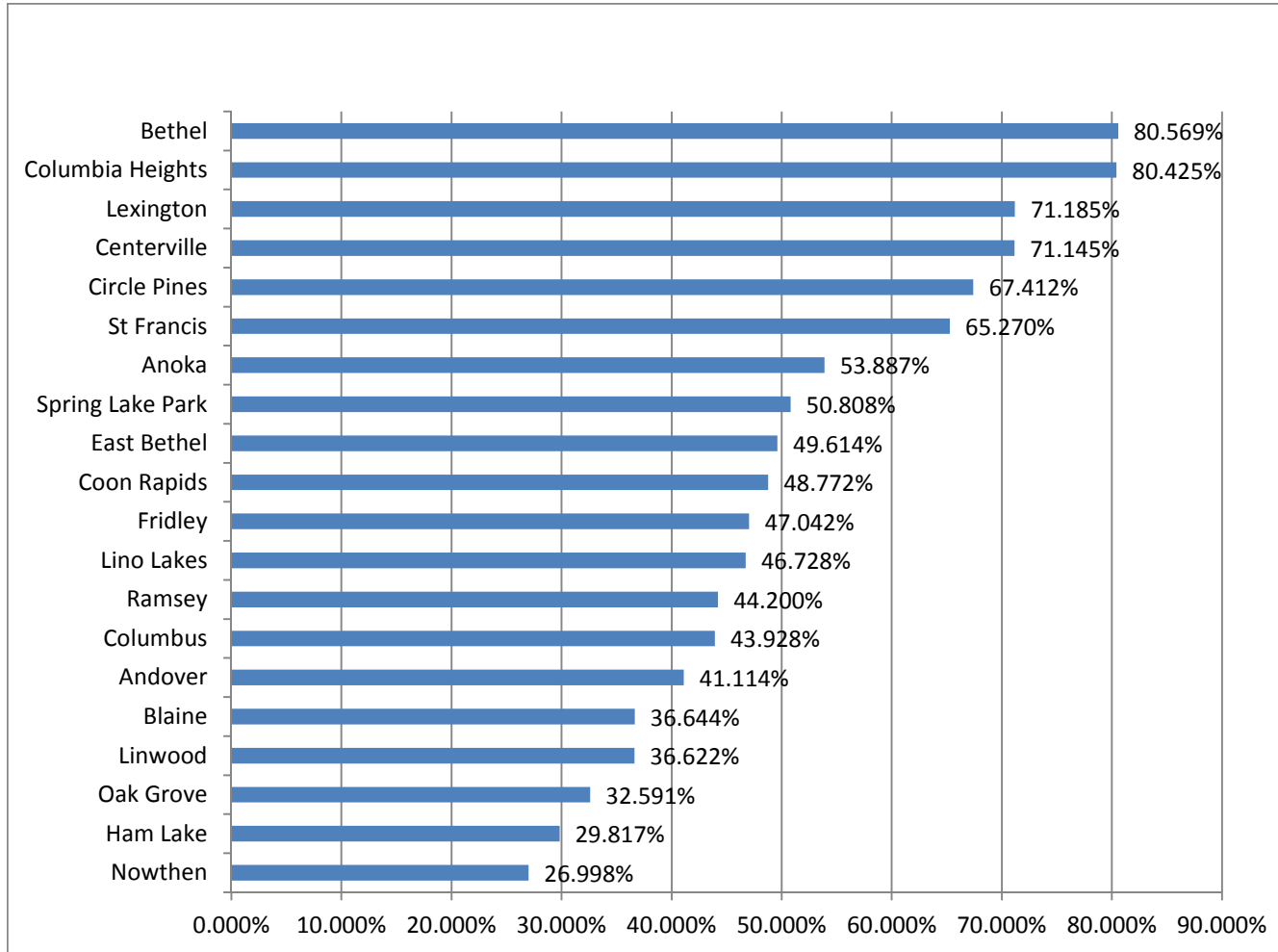
**2012 - \$636 (\$53 per month)**

**2013 - \$597 (\$50 per month)**

**To calculate property tax: Taxable Market Value times  
32.591% (estimated City Tax Rate)**



# Tax Rate City Comparison



Public  
Testimony  
Regarding the  
2013 Budget